



**Catalogue**  
FOOD SERVICE  
**Chapter**  
COOKING

**Specific model**  
C-I725 400V 3~

19057292

04/09/2023

**DENOMINATION:**

Induction cooker, half module, 700 range.

**DESCRIPTION :**

- 6 mm thick vitro ceramic glass, hermetically sealed in the 1.5 mm thick AISI-304 stainless steel surface top.
- Laser-cut joints and automatic welding. Hidden screws.
- Perfect control of cooking thanks to the energy regulator with 10 power levels which makes it possible to work at low temperatures for delicate recipes or at the highest temperature for quick service.
- Energy is only transferred to the area below the container and the rest of the vitro ceramic surface remains cold.
- It operates when it detects the presence of the container. When the container is removed, it stops heating.
- Consequently, it provides considerable energy savings (energy use is reduced by around 50% compared to gas burners).
- The working environment and atmosphere are more comfortable since the energy is concentrated at the base of the pan, heat radiation and dispersal are reduced and the cooking temperature is reached quickly.
- Safety against overheating. Error messages shown through flashing lights.
- High-temperature enamelled cast iron flue protector.
- Access to components from the front.
- Machines with IPX5 grade water protection."
- Cooking areas demarcated by a circular Ø 260 mm screen print, with 5 kW power in each area, quick heating and ideal for à la carte service.

**POSSIBLE ACCESSORIES :**

- ACCESSORIES KORE
- STANDS 700
- TALL CHIMNEY KORE

**DIMENSIONS**



X Width	400 mm	X Gross width	440 mm
Y Depth	730 mm	Y Gross depth	822 mm
Z Height	290 mm	Z Gross height	535 mm
Net Weight	40,0 kg	Gross Weight	53,0 kg
Net volume	0,080 m3	Gross volume	0,193 m3

**ELECTRICITY TECHNICAL SPECIFICATIONS**

Electric power	10,000 kW
Amperage (A)	16A
Heating power	10,00 kW
Voltage	400V - 3~
Electric frequency	50/60Hz

**CONNECTIONS TECHNICAL SPECIFICATIONS**

Three-phase +N 400V wiring	3X2,5MM2+T+N
----------------------------	--------------



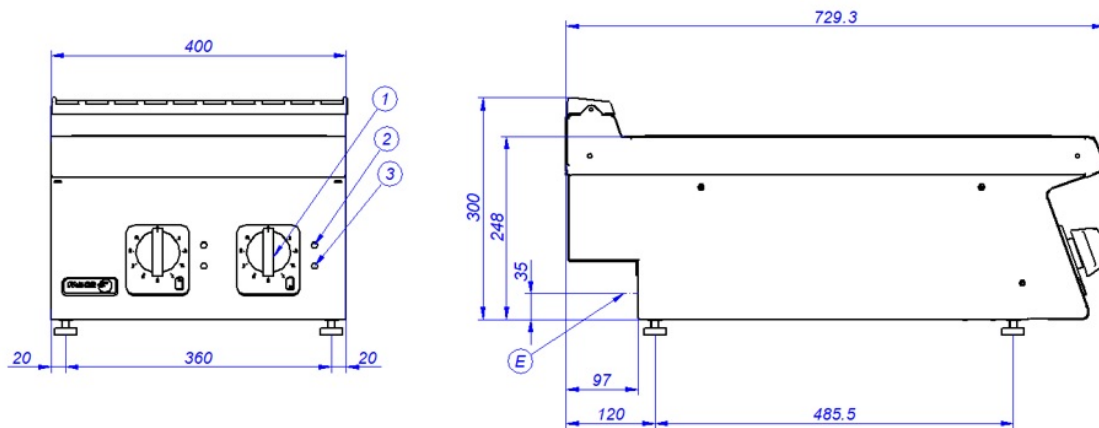
**Catalogue**  
FOOD SERVICE  
**Chapter**  
COOKING

**Specific model**  
C-I725 400V 3~

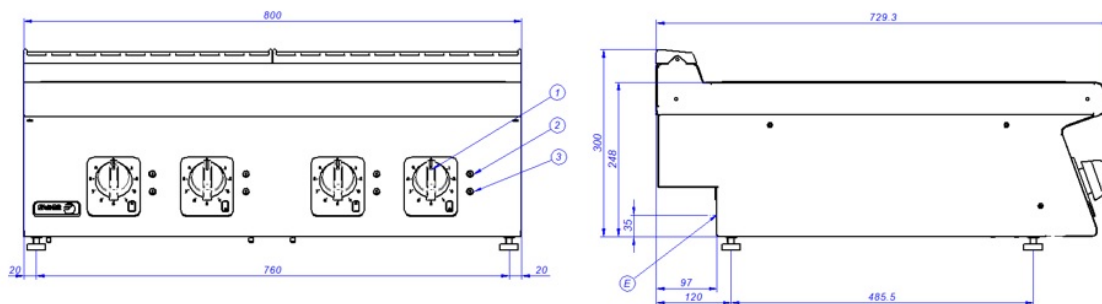
19057292

04/09/2023

**C-I725**



**C-I745**



E – Conexión eléctrica  
1 – Mando eléctrico  
2 – Piloto verde  
3 – Piloto ámbar

Electrical connection  
Electric control  
Green pilot  
Ambar pilot

Connexion électrique  
Commande électrique  
Lumière verte  
Lumière ambre



**Catalogue**  
FOOD SERVICE  
**Chapter**  
COOKING

**Specific model**  
MB-705

19057229

04/09/2023

**DENOMINATION:**

Stand, half module, 700 range.

**DESCRIPTION :**

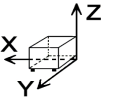
- "- Manufactured with a solid structure in AISI-304 stainless steel.
- Hidden screws.
- Can be quickly connected to serve as a support for surface top elements from the KORE 700 range.
- "
- "- Can be used as an open storage element.
- Designed to be attached to optional kits: doors ."

**POSSIBLE ACCESSORIES :**

- ACCESSORIES KORE
- KORE WHEELS

**DIMENSIONS**

X Width	400 mm	X Gross width	440 mm
Y Depth	556 mm	Y Gross depth	822 mm
Z Height	600 mm	Z Gross height	750 mm
Net Weight	39,0 kg	Gross Weight	45,0 kg
Net volume	0,160 m3	Gross volume	0,271 m3





**Catalogue**  
FOOD SERVICE  
**Chapter**  
COOKING

**Specific model**  
MB-705

19057229

04/09/2023

